


[LANCIA](#) / [YPSILON](#) / [1.3 JTD](#) / [PROCEDURES](#) / [70 FITTINGS](#) / [7005 PASSENGER COMPARTMENT FRONT SIDE DOORS](#)
/ [7005M FRONT ELECTRIC WINDOWS](#)

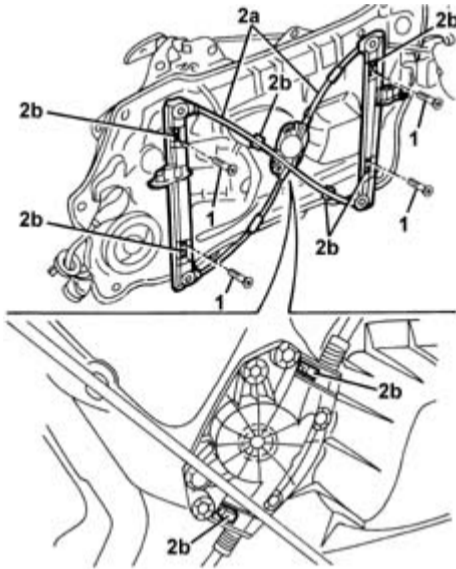
/ 7005M27 ELECTRIC 'WINDOW OPENING MECHANISM FOR ONE FRONT DOOR, LEFT OR RIGHT - R.R. WIWTH SUPPORT FRAME REMOVED



2429513 - 7005M27 ELECTRIC 'WINDOW OPENING MECHANISM FOR ONE FRONT DOOR, LEFT OR RIGHT - R.R. WIWTH SUPPORT FRAME REMOVED

 Removing ([Refitting](#) )

- [7005M28 front side door electrically operated window motor - r r with door panel-mount frame removed](#)

1. Undo the bolts.
2. Remove the mechanism (2a) releasing it from the retainers/centering devices (2b).



 Refitting ([Removing](#) )

Check that the mechanism is not damaged.

Positin the mechanism and attach it to the retainers/centering devices.

Tighten the bolts.

- [7005M28 front side door electrically operated window motor - r r with door panel-mount frame removed](#)